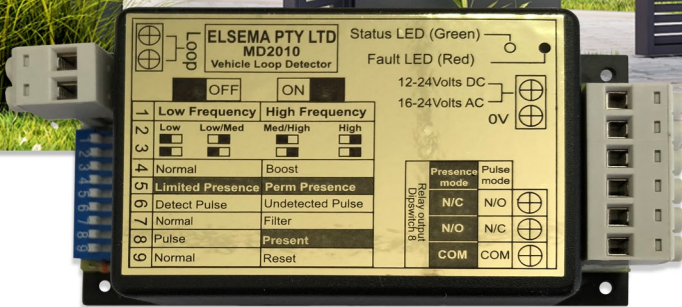


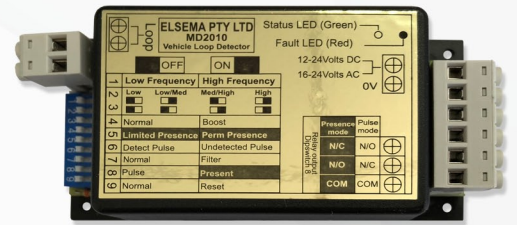
# Vehicle Detection

MD2010

12 - 24V Loop Detector used to detect metal objects such as vehicles, motor bikes & trucks



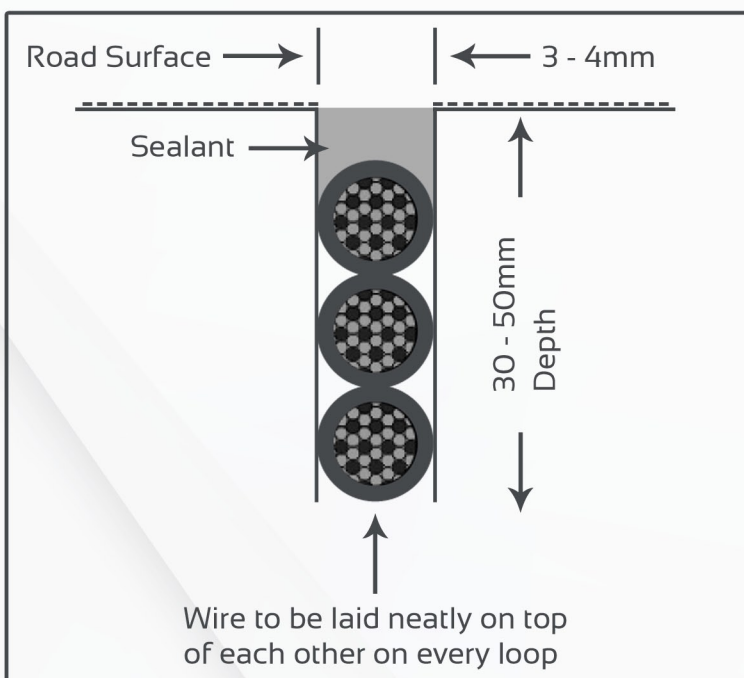
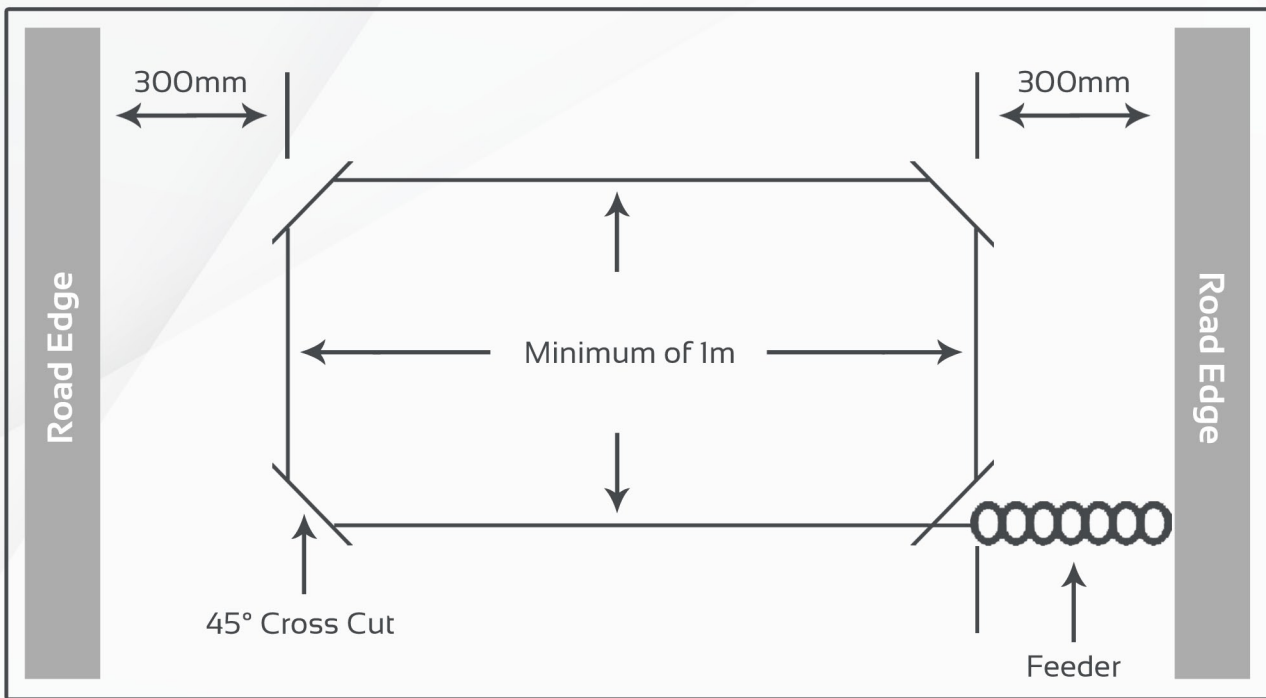
- Selectable sensitivity
- Power-up & loop activation LED indicator
- Control automatic doors or gates when a vehicle is present
- Digital technology which senses a change in the inductance of the loop
- 2 Year return to base warranty



*Please note: in-ground loop not provided*

### Sensing Loop Dimensions & Shape

- A square or rectangle slot of +/- 4mm should be cut into the road surface 30 - 50mm deep
- The recommended minimum distance between either of the parallel sides is 1m
- Cross cut the corners by 45° to prevent damage to the cable as it passes around the corners
- The feeder slot will need to be wider to allow for the required twisting of the feeder



Once complete, seal the loop slots with epoxy compound or bitumen filler. Note: it is recommended this is only done after the detector has been connected & tested

For more information

